Live Coloring Book

Halloween class party kit

Color a drawing, take a photo, and watch it come alive on the big screen.



Witch



Cat on a pumpkin



Ghost



Bat



Jack-o'-lantern



Little Frankenstein

How it works

1. Print the drawings and color them in.
2. On the computer connected to the projector or TV, open livecoloringbook.com/party and start the party screen in Pumpkin Hollow.
3. Scan the code on the big screen with a phone, then tap Photograph paper drawings.
4. Take a photo of each sheet with all four corner squares in it. Each drawing walks into Pumpkin Hollow on the big screen.

Scan to start
the party screen
livecoloringbook.com/party

No accounts and no personal data. Photos are read on the phone and never leave it.

livecoloringbook.com/halloween-party

Live Coloring Book

Run it in 40 minutes

A plan for the day, from setting up to sharing.

Set up	Color	Photograph and watch	Share

5 min

Set up

Print a drawing for everyone. Start the party screen on the computer connected to the projector or TV, then make it full screen.

20 min

Color

Everyone colors a drawing with crayons, markers or colored pencils. Strong colors that fill each shape come out best.

10 min

Photograph and watch

Scan the code on the big screen with a phone and tap Photograph paper drawings. Take a photo of each sheet with all four corner squares in it, and watch each drawing walk into Pumpkin Hollow.

5 min

Share

Look at everyone's drawings together and find your own. When you end the party, anyone can scan the code on the screen to keep their drawing.

Tips for the day

- ✓ Dim the lights. A darker room makes the projector's picture brighter.
- ✓ One phone is enough for everyone. Other phones can join too, by scanning the code on the screen.
- ✓ There's nothing to sign up for and nothing to install.
- ✓ Lay each sheet flat in good light, with all four corner squares in the photo.

Privacy, for schools too

- ✓ No student accounts. Nobody signs up or logs in.
- ✓ No personal data. Nobody is asked for a name, an email address or anything else about themselves.
- ✓ Photos stay on the phone. Each sheet is read on the phone itself, and only the drawing's colors go to the big screen.
- ✓ The host can take any drawing off the screen, and the party closes by itself a day after it goes quiet.

Live Coloring Book

Witch



Finished coloring? Take a picture of the whole sheet with all four corner squares in it, and I will come to life in Pumpkin Hollow.

livecoloringbook.com/pumpkin-hollow/witch

Live Coloring Book

Cat on a pumpkin



Finished coloring? Take a picture of the whole sheet with all four corner squares in it, and I will come to life in Pumpkin Hollow.

livecoloringbook.com/pumpkin-hollow/cat-on-a-pumpkin

Live Coloring Book

Ghost



Finished coloring? Take a picture of the whole sheet with all four corner squares in it, and I will come to life in Pumpkin Hollow.

livecoloringbook.com/pumpkin-hollow/ghost

Live Coloring Book

Bat



Finished coloring? Take a picture of the whole sheet with all four corner squares in it, and I will come to life in Pumpkin Hollow.

livecoloringbook.com/pumpkin-hollow/bat

Live Coloring Book

Jack-o'-lantern



Finished coloring? Take a picture of the whole sheet with all four corner squares in it, and I will come to life in Pumpkin Hollow.

livecoloringbook.com/pumpkin-hollow/jack-o-lantern

Live Coloring Book

Little Frankenstein



Finished coloring? Take a picture of the whole sheet with all four corner squares in it, and I will come to life in Pumpkin Hollow.

livecoloringbook.com/pumpkin-hollow/little-frankenstein